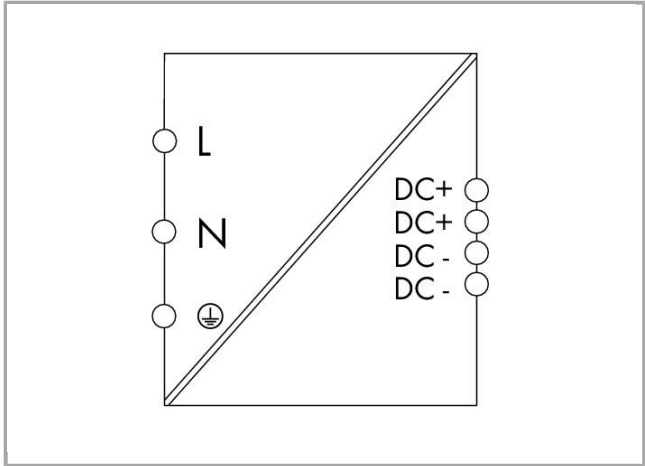


Data sheet | Item number: 787-1701

Switched-mode power supply; Eco; 1-phase; 12 VDC output voltage; 2 A output current; DC-OK LED



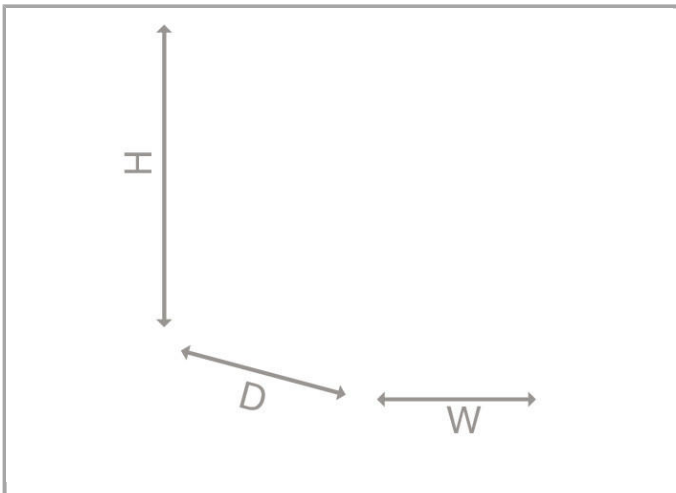
787-1701



RoHS Compliant

[BOMcheck.net](https://www.bomcheck.net)

Similar to picture



Item description

Features:

- Switched-mode power supply
- Natural convection cooling when horizontally mounted
- Enclosed for use in control cabinets
- Suitable for both parallel and series operation
- Electrically isolated output voltage (SELV) per EN 60335-1; PELV per EN 60204
- DIN-35 rail mountable in different positions
- Direct installation on mounting plate via cable grip

Data

Technical Data

Input

Phases	1
Nominal input voltage $U_{i\text{nom}}$	AC 100 ... 240 V
Input voltage range	AC 90 ... 264 V; DC 125 ... 375 V
Nominal mains frequency range	47 ... 63 Hz; 0 Hz
Input current I_i	≤ 0.7 A (100 VAC)
Discharge current	≤ 3.5 mA
Inrush current	≤ 18 A
Power factor correction (PFC)	Passive
Mains failure hold-up time	≥ 10 ms (230 VAC)

Output

Nominal output voltage $U_{o\text{nom}}$	DC 12 V (SELV)
Output voltage range	DC 10 ... 14 V (adjustable)
Factory preset	DC 12 V
Nominal output current $I_{o\text{nom}}$	2 A (12 VDC; 110 ... 240 VAC); 1.6 A (12 VDC; 100 ... 240 VAC)
Nominal output power	24 W
Adjustment accuracy	≤ 1 %
Residual ripple	≤ 150 mV (peak-to-peak)
Overload behavior	Constant power (in overload range: $1.05 \dots 1.4 \times I_{o\text{nom}}$); shutdown and automatic restart in the event of a short circuit

Signaling and communication

Signaling	1 x LED DC OK (green)
Operation status indicator	LED green (U_o)

Efficiency/Power losses:

Efficiency	80 % (230 VAC; 2 ADC)
------------	-----------------------

Fuse protection:

Internal fuse	F 1 A / 250 VAC
External fuse (required)	an external DC fuse required for DC input voltage
External fuse (recommended)	Circuit breakers B6, B10

Safety and protection:

Insulation voltage (PRI-SEC)	4.242 kV DC
Isolation voltage (PRI-GND)	2.2 kV DC
Insulation voltage (SEC-GND)	0.7 kV DC
Protection class	I
Protection class	IP20 (per EN 60529)
Feedback voltage	≤ DC 14 V
Overvoltage category	II
Transient protection, primary	Varistor
Short circuit protection	Yes
No-load proof	Yes
Parallel operation	Yes
Series connection	Yes, for 2 devices of the same type
MTBF	> 300,000 h (per IEC 61709)

Connection data

Connection type (1)	Input/Output
Connection technology	CAGE CLAMP®
WAGO terminal	WAGO 236 Series
Solid conductor	0.08 ... 2.5 mm ² / 28 ... 12 AWG
Fine-stranded conductor	0.08 ... 2.5 mm ² / 28 ... 12 AWG
Strip length	6 ... 7 mm / 0.24 ... 0.28 inch
Note (conductor cross-section)	12 AWG: THHN, THWN

Geometrical Data

Width	30 mm / 1.181 inch
Height	90 mm / 3.543 inch
Length from upper-edge of DIN-35 rail	99 mm / 3.898 inch

Mechanical data

Type of mounting	DIN-35 rail (EN 60715) Screw mounting
------------------	--

Material Data

Weight	250 g
--------	-------

Environmental Requirements

Surrounding air (operating) temperature	-20 ... 60 °C
Surrounding air (storage) temperature	-25 ... 75 °C
Relative humidity	10 ... 95 % (no condensation permissible)
Derating	-4 %/K (> 45 °C)
Pollution degree	2
Climatic category	3K3 (per EN 60721)

Standards and specifications


Conformity marking	1
Standards/specifications	EN 61204-3; EN 60335; EN 61558-2-6; UL 508 (*applied for)


Commercial data

Country of origin	CN
GTIN	4055143656023
Customs Tariff No.	85044082900


Compatible products

Marking accessories

	Item no.: 210-831 Marking strips; on reel; 2.3 mm wide; plain; Self-adhesive	210-831
--	--	---------


















	Item no.: 210-832 Marking strips; on reel; 3 mm wide; plain; Self-adhesive	210-832
--	--	---------

tools

	Item no.: 210-720 Operating tool with partially insulated shaft; Type 2, blade (3.5 x 0.5) mm	210-720
--	---	---------

	Item no.: 210-769 SCREWDRIVER	210-769
--	---	---------

ferrule

	Item no.: 216-201 Ferrule; Sleeve for 0.5 mm ² / 20 AWG; insulated; electro-tin plated	216-201
	Item no.: 216-202 Ferrule; Sleeve for 0.75 mm ² / 18 AWG; insulated; electro-tin plated	216-202
	Item no.: 216-203 Ferrule; Sleeve for 1 mm ² / AWG 18; insulated; electro-tin plated	216-203
	Item no.: 216-204 Ferrule; Sleeve for 1.5 mm ² / AWG 16; insulated; electro-tin plated	216-204
	Item no.: 216-221 Ferrule; Sleeve for 0.5 mm ² / 20 AWG; insulated; electro-tin plated	216-221
	Item no.: 216-222 Ferrule; Sleeve for 0.75 mm ² / 18 AWG; insulated; electro-tin plated	216-222
	Item no.: 216-223 Ferrule; Sleeve for 1 mm ² / AWG 18; insulated; electro-tin plated	216-223
	Item no.: 216-224 Ferrule; Sleeve for 1.5 mm ² / AWG 16; insulated; electro-tin plated	216-224
	Item no.: 216-241 Ferrule; Sleeve for 0.5 mm ² / 20 AWG; insulated; electro-tin plated; electrolytic copper; gastight crimped; acc. to DIN 46228, Part 4/09.90	216-241
	Item no.: 216-242 Ferrule; Sleeve for 0.75 mm ² / 18 AWG; insulated; electro-tin plated; electrolytic copper; gastight crimped; acc. to DIN 46228, Part 4/09.90	216-242
	Item no.: 216-243 Ferrule; Sleeve for 1 mm ² / AWG 18; insulated; electro-tin plated; electrolytic copper; gastight crimped; acc. to DIN 46228, Part 4/09.90	216-243
	Item no.: 216-244 Ferrule; Sleeve for 1.5 mm ² / AWG 16; insulated; electro-tin plated; electrolytic copper; gastight crimped; acc. to DIN 46228, Part 4/09.90	216-244
	Item no.: 216-262 Ferrule; Sleeve for 0.75 mm ² / 18 AWG; insulated; electro-tin plated; electrolytic copper; gastight crimped; acc. to DIN 46228, Part 4/09.90	216-262
	Item no.: 216-263 Ferrule; Sleeve for 1 mm ² / AWG 18; insulated; electro-tin plated; electrolytic copper; gastight crimped; acc. to DIN 46228, Part 4/09.90	216-263
	Item no.: 216-264 Ferrule; Sleeve for 1.5 mm ² / AWG 16; insulated; electro-tin plated; electrolytic copper; gastight crimped; acc. to DIN 46228, Part 4/09.90	216-264
	Item no.: 216-284 Ferrule; Sleeve for 1.5 mm ² / AWG 16; insulated; electro-tin plated; electrolytic copper; gastight crimped; acc. to DIN 46228, Part 4/09.90	216-284
	Item no.: 216-301 Ferrule; Sleeve for 0.25 mm ² / AWG 24; insulated; electro-tin plated	216-301
	Item no.: 216-302 Ferrule; Sleeve for 0.34 mm ² / 22 AWG; insulated; electro-tin plated	216-302
	Item no.: 216-321 Ferrule; Sleeve for 0.25 mm ² / AWG 24; insulated; electro-tin plated	216-321



Item no.: 216-322

Ferrule; Sleeve for 0.34 mm² / 22 AWG; insulated; electro-tin plated

216-322

Downloads

Documentation

Bid Text

787-1701	doc	34.3 kB	Download
----------	-----	---------	----------

Instruction Leaflet

EPSITRON ECO Power Switched-Mode Power Supplies DC 12 V, 2 A	V 1.1	pdf 309.3 kB	Download
---	-------	-----------------	----------

Additional Information

Disposal; Electrical and electronic equipment, Packaging	V 1.0.0	pdf 265.8 kB	Download
--	---------	-----------------	----------

CAD/CAE - Smart Data

CAD data

3D Download 787-1701	URL	Download
----------------------	-----	----------

Product family

EPSITRON ECO Power

Show all products from the family

Subject to changes.